


# SPECIFICATION OF FBM□-□□□□\_A□□ SERIES

## APPLICATIONS

1. EMI suppression for various electric equipment by the addition of impedance to the circuit.
2. It is particularly effective with unstable grounding.
3. High frequency EMI prevention of computers , printers , VCRs , TVs and portable telephone.
4. The FBM□-A□□ series can be used in high current circuits due to its low DC resistance.  
It can match power line to a maximum of 10A DC.



## ORDERING CODE

**FBM□ - 11 - 453215 - 121 A□□ R T**  
**(1) (2) (3) (4) (5) (6)(7)**

### (1) PRODUCT TYPE CODE

FBM : Ferrite Bead Multilayer

□: RoHS Code

### (2) DESIGN CODE

Type : 11,10,09,15,HA,L11,L10

### (3) SIZE CODE

See Following Table

### (4) IMPEDANCE VALUE CODE

Example : 121=120Ω , 280=28Ω

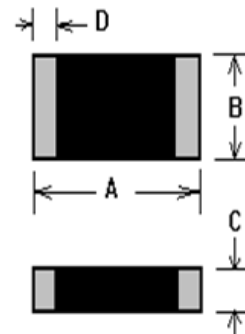
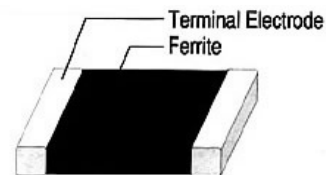
### (5) A□□ MEANS HIGH CURRENT RATING

Example : A10 means 1000mA

A08 means 800mA

### (6) R : SPECIAL DCR CODE

### (7) TAPING



## SHAPE & DIMENSIONS

UNIT:mm (inch)

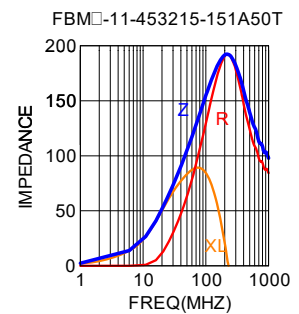
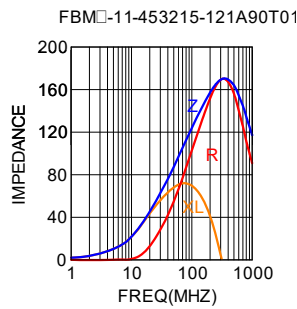
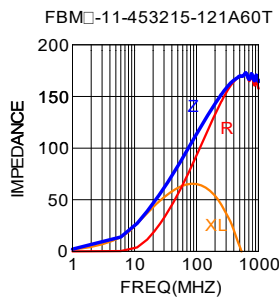
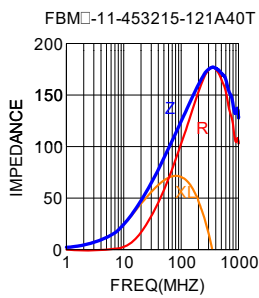
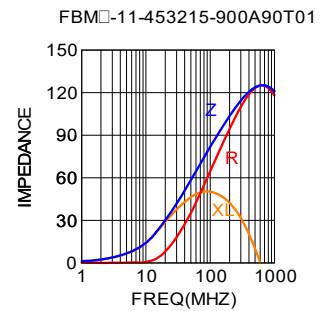
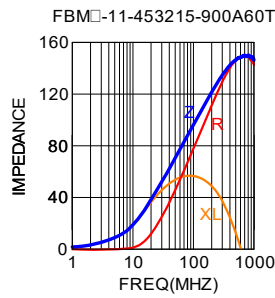
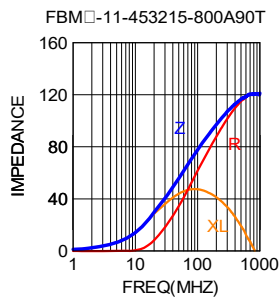
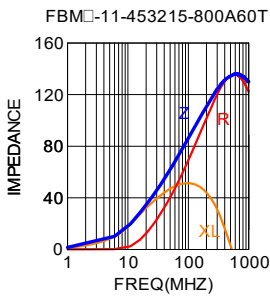
SIZE CODE	A	B	C	D
FBM□-11-100505 (0402)	1.00±0.10 (0.040±0.004)	0.50±0.10 (0.020±0.004)	0.50±0.10 (0.020±0.004)	0.25±0.10 (0.010±0.004)
FBM□-11-160808 (0603)	1.60±0.20 (0.063±0.008)	0.80±0.20 (0.031±0.008)	0.80±0.20 (0.031±0.008)	0.30±0.20 (0.012±0.008)
FBM□-11-201209 (0805)	2.00±0.20 (0.079±0.008)	1.20±0.20 (0.047±0.008)	0.90±0.20 (0.035±0.008)	0.50±0.30 (0.020±0.012)
FBM□-11-321611 (1206)	3.20±0.20 (0.126±0.008)	1.60±0.20 (0.063±0.008)	1.10±0.20 (0.043±0.008)	0.50±0.30 (0.020±0.012)
FBM□-11-322513 (1210)	3.20±0.20 (0.126±0.008)	2.50±0.20 (0.098±0.008)	1.30±0.20 (0.051±0.008)	0.50±0.30 (0.020±0.012)
FBM□-11-451616 (1806)	4.50±0.20 (0.177±0.008)	1.60±0.20 (0.063±0.008)	1.60±0.20 (0.063±0.008)	0.50±0.30 (0.020±0.012)
FBM□-11-453215 (1812)	4.50±0.20 (0.177±0.008)	3.20±0.20 (0.126±0.008)	1.50±0.20 (0.059±0.008)	0.50±0.30 (0.020±0.012)

※All the data listed in this catalogue are for reference only, King Core reserves the right to alter or revise the specifications without prior notification.

# MULTILAYER CHIP BEADS → FBM□-□\_□\_□-453215 : High Current Standard Type

## ELECTRICAL CHARACTERISTICS

ORDERING CODE	Impedance (Ω)	Test Frequency (MHz)	DC Resistance (Ω)max	IDC (mA)max
FBM□-11-453215-800A60T	80±25%	100	0.010	6000
FBM□-11-453215-800A90T	80±25%	100	0.010	9000
FBM□-11-453215-900A60T	90±25%	100	0.010	6000
FBM□-11-453215-900A90T01	90±25%	100	0.006	9000
FBM□-11-453215-121A40T	120±25%	100	0.030	4000
FBM□-11-453215-121A60T	120±25%	100	0.010	6000
FBM□-11-453215-121A90T01	120±25%	100	0.006	9000
FBM□-11-453215-151A50T	150±25%	100	0.020	5000



※IDC:Based on Temperature increase 40℃

※Operating temperature range : -55 to +125℃ (including self-heating)

※All the data listed in this catalogue are for reference only, King Core reserves the right to alter or revise the specifications without prior notification.