

# SPECIFICATION OF WCM- 4525 SERIES


## FEATURES

Lowprofile and very small size SMD Design,  
Wound Chip constructure with standard 0805  
to 1812 size, with best EMI suppression effect  
but least impact to data signal wave form.



## APPLICATIONS

Preventive measure against high speed signal  
radiation emissions such as USB 2.0,  
IEEE1394 or LAN interface.  
Best for NB, DSC, mobile device design.

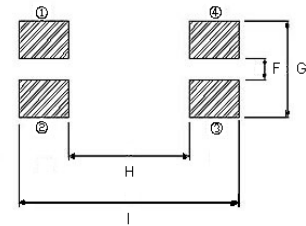
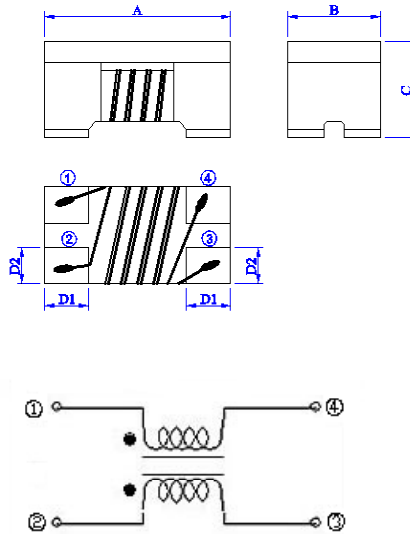


## ORDERING CODE

WCM-4525-701 A20 T

(1) (2) (3) (4) (5)

- (1) PRODUCT TYPE CODE
- (2) PRODUCT SIZE CODE
- (3) IMPEDANCE
- (4) HIGH CURRENT RATING
- (5) TAPING



## APPEARANCE & DIMENSIONS

UNIT:mm (inch)

SIZE CODE	A	B	C	D1 TYP	D2 TYP	F TYP	G TYP	H TYP	I TYP		
WCM-1210 (0504)	1.20±0.20 (0.047±0.008)	1.00±0.20 (0.039±0.008)	0.90±0.20 (0.035±0.008)	0.36 (0.014)	0.38 (0.015)	0.30 (0.012)	1.20 (0.047)	0.60 (0.024)	1.50 (0.059)		
WCM-2012 (0805)	2.00±0.20 (0.079±0.008)	1.20±0.20 (0.047±0.008)	1.20±0.20 (0.047±0.008)	0.45 (0.018)	0.40 (0.016)	0.40 (0.016)	1.20 (0.047)	0.80 (0.031)	2.60 (0.102)		
WCM-2520 (1008)	2.50±0.20 (0.098±0.008)	2.00±0.20 (0.079±0.008)	1.20±0.20 (0.047±0.008)	0.50 (0.020)	0.70 (0.028)	0.50 (0.020)	2.10 (0.083)	1.50 (0.063)	3.10 (0.146)		
WCM-3216 (1206)	3.20±0.20 (0.126±0.008)	1.60±0.20 (0.063±0.008)	2.00±0.20 (0.079±0.008)	0.60 (0.024)	0.60 (0.024)	0.40 (0.016)	1.60 (0.063)	1.60 (0.063)	3.70 (0.146)		
WCM-3225 (1210)	3.30±0.20 (0.129±0.008)	2.60±0.20 (0.102±0.008)	2.50±0.15 (0.098±0.008)	0.50 (0.020)	0.90 (0.035)	0.60 (0.023)	3.50 (0.137)	1.60 (0.063)	4.00 (0.157)		
WCM-4525 (1810)	4.80±0.20 (0.189±0.008)	2.80±0.20 (0.110±0.008)	2.20+0.35(-0.20) (0.087+0.0137-0.0078)	0.75 (0.030)	0.75 (0.030)	0.70 (0.027)	2.70 (0.106)	3.00 (0.118)	5.50 (0.216)		
WCM-4532 (1812)	4.50±0.20 (0.177±0.008)	3.20±0.20 (0.126±0.008)	2.80+0.35(-0.20) (0.110+0.0137-0.0078)	1.00 (0.039)	1.00 (0.039)	0.40 (0.016)	3.60 (0.141)	2.10 (0.082)	4.90 (0.192)		

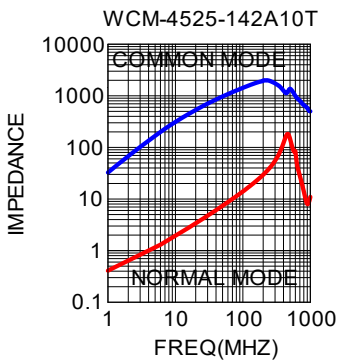
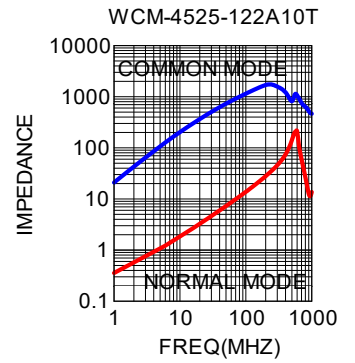
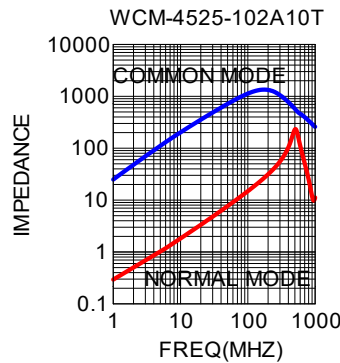
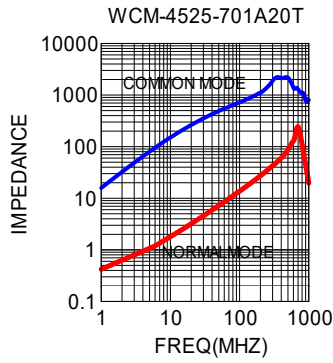
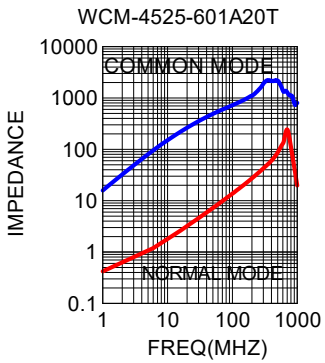
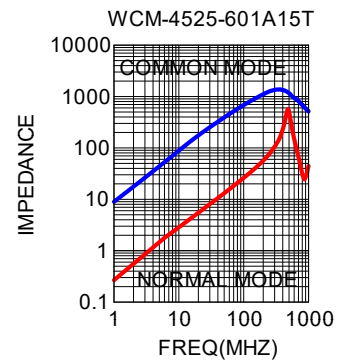
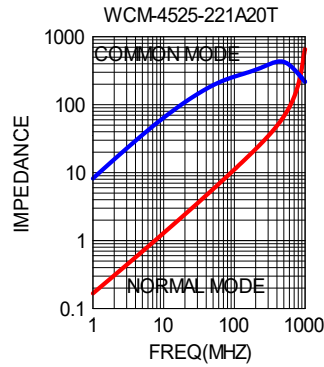
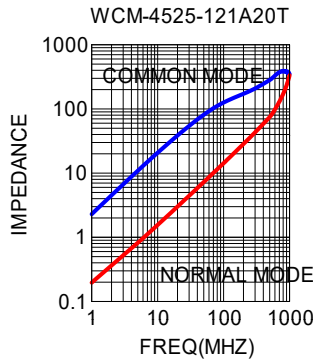
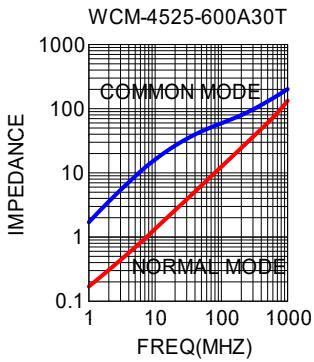
※All the data listed in this catalogue are for reference only, King Core reserves the right to alter or revise the specifications without prior notification.



# COMMON MODE CHOKE → WCM-4525 SERIES

## ELECTRICAL CHARACTERISTICS

ORDERING CODE	Impedance (Ω)	Tolerance ±%	Test Frequency (MHz)	DC Resistance (Ω)max	IDC (mA)max
WCM-4525-600A30T	60	25%	100	0.10	3000
WCM-4525-121A20T	120	25%	100	0.20	2000
WCM-4525-221A20T	220	25%	100	0.20	2000
WCM-4525-601A15T	600	25%	100	0.30	1500
WCM-4525-601A20T	600	25%	100	0.20	2000
WCM-4525-701A20T	700	25%	100	0.15	2000
WCM-4525-102A10T	1000	25%	100	0.40	1000
WCM-4525-122A10T	1200	25%	100	0.40	1000
WCM-4525-142A10T	1400	25%	100	0.40	1000



※IDC:Based on Temperature increase 40°C

※Operating temperature range : -25 to +85°C (including self-generated heat)

\* Design as Customer's Requested Specifications.

※All the data listed in this catalogue are for reference only, King Core reserves the right to alter or revise the specifications without prior notification.